

JML

**FOOD EQUIPMENT
"SERVICE FIRST"**

EQUIPMENT

FURNITURE

JANITORIAL

TABLE OF CONTENTS

BISON REFRIGERATION	4
REACH IN UNITS.....	5
BISON X ECONOMY UNITS.....	5
MERCHANDISERS.....	6
PIZZA PREP TABLES.....	7
UNDERCOUNTER UNITS.....	7
SANDWICH PREP TABLES.....	8
AKITA REFRIGERATION	9
GLASS MERCHANDISERS.....	10
REACH IN UNITS.....	11
CHEF BASES.....	12
PIZZA PREP TABLES.....	12
UNDERCOUNTER UNITS.....	13
SANDWICH PREP TABLES.....	14
GLASS BACK BAR UNITS.....	15
SOLID BACK BAR UNITS.....	16
BOTTLE COOLERS.....	17
BEER DISPENSERS.....	18
SPARTAN REFRIGERATION	19
ICE MACHINES.....	20
SUSHI CASES.....	21
SHOWCASES.....	21

TABLE OF CONTENTS

DELI CASES.....	22
BOTTLE COOLERS.....	23
GLASS FROSTERS.....	23
BEER DISPENSERS.....	24
BACK BAR UNITS.....	25
CHEF BASES.....	26
VAULT COOLERS.....	28
COPPER BEECH.....	29
RANGES.....	30
SALAMANDER.....	30
CONVECTION OVENS.....	30
GRIDDLES.....	31
GAS FRYERS.....	32
OIL DISPOSALS.....	32
BROILERS.....	33
HOT PLATES.....	33
STOCK POTS.....	33
STEAM TABLES.....	34
JMC FURNITURE TABLE TOPS.....	35
OUTDOOR TOPALIT TABLE TOPS.....	36
SOLID WOOD TABLE TOPS.....	37

TABLE OF CONTENTS

JMC TABLE BASES.....	38
INDOOR & OUTDOOR FOLDING BASES.....	38
OUTDOOR TABLE BASES.....	39
DECORATIVE INDOOR TABLE BASES.....	40
STANDARD INDOOR TABLE BASES.....	41
JMC SEATING.....	42
METAL CHAIRS.....	42
METAL BARSTOOLS.....	42
JMC OUTDOOR FURNITURE.....	43
JMC JANITORIAL.....	44
HOSPECO.....	45-46
CONTINENTAL.....	47-50
RESOLUTE TISSUE.....	51-54
HERWE.....	55-57



BISON

REFRIGERATION

**-5 YEAR COMPRESSOR
WARRANTY**

**2 YEAR PARTS & LABOR
WARRANTY**



REACH INS



MODEL NUMBER W X D WEIGHT COMPRESSOR ELECTRICAL

BRR-21	27"W X 31.5"D X 83.25"H	283LBS	1/6 HP	115V - 60HZ
BRF-21	27"W X 31.5"D X 83.25"H	298LBS	1/2 HP	115V - 60HZ
BRR-46	54.5"W X 31.5"D X 83.25"H	452LBS	1/3 HP	115V - 60HZ
BRF-46	54.5"W X 31.5"D X 83.25"H	466LBS	3/4 HP	115V - 60HZ
BRR-71	82"W X 31.75"D X 83.25"H	615LBS	1/3 HP	115V - 60HZ
BRF-71	82"W X 31.75"D X 83.25"H	629LBS	1 HP	115V - 60HZ
XRR-21	29"W X 32.2"D X 82.4"H	322LBS	1/5 HP	115V - 60HZ
XRF-21	29"W X 32.2"D X 82.4"H	322LBS	3/4 HP	115V - 60HZ
XRR-46	54"W X 32.2"D X 82.4"H	531LBS	1/4 HP	115V - 60HZ
XRF-46	54"W X 32.2"D X 82.4"H	531LBS	1-1/5 HP	115V - 60HZ



BISON MERCHANTISERS



MODEL NUMBER	W X D	WEIGHTS	COMPRESSOR	ELECTRICAL
--------------	-------	---------	------------	------------

BGM-8	21.2"W X 20.7"D X 69.8"H	147LBS	1/4 HP	115V - 60HZ
BGM-15	23.9"W X 26.2"D X 78.7"H	194LBS	1/4 HP	115V - 60HZ
BGM-21	27.6"W X 31.3"D X 81"H	246LBS	1/4 HP	115V - 60HZ
BGM-35	44.5"W X 28.3"D X 79.3"H	345LBS	1/3 HP	115V - 60HZ
BGM-35-SD	44.5"W X 27.6"D X 79.3"H	339LBS	1/3 HP	115V - 60HZ
BGM-49	52.4"W X 32.3"D X 79.3"H	429LBS	1/3 HP	115V - 60HZ
BGM-49-SD	52.4"W X 31.5"D X 79.3"H	425LBS	1/3 HP	115V - 60HZ
BGM-53	67.3"W X 28.3"D X 81"H	488LBS	1/2 HP	115V - 60HZ



PIZZA PREP TABLES & UNDERCOUNTER UNITS



MODEL NUMBER W X D WEIGHT COMPRESSOR ELECTRICAL

BUR-27	27.5"W X 30"D X 37.25"H	316LBS	1/5 HP	115V - 60HZ
BUF-27	27.5"W X 30"D X 37.25"H	179LBS	1/5 HP	115V - 60HZ
BUR-48	48.125"W X 30"D X 37.125"H	232LBS	1/6 HP	115V - 60HZ
BUF-48	48.125"W X 30"D X 37.125"H	245LBS	1/3 HP	115V - 60HZ
BUR-60	60.25"W X 30.13"D X 37.13"H	265LBS	1/5 HP	115V - 60HZ
BUF-60	60.25"W X 30.13"D X 37.13"H	276LBS	1/3 HP	115V - 60HZ
BUR-72	72.75"W X 30"D X 37.25"H	316LBS	1/5 HP	115V - 60HZ
BPT-44	44"W X 33.125"D X 44.5"H	296LBS	1/6 HP	115V - 60HZ
BPT-67	67"W X 33.125"D X 44.5"H	406LBS	1/5 HP	115V - 60HZ
BPT-93	93"W X 33.125"D X 44.5"H	527LBS	1/3 HP	115V - 60HZ



SANDWICH PREP UNITS



MODEL NUMBER	W X D	WEIGHT	COMPRESSOR	ELECTRICAL
BST-27	27"W X 30"D X 44.25"H	197LBS	1/6 HP	115V - 60HZ
BST-27-12	27.5"W X 34"D X 47.13"H	212LBS	1/6 HP	115V - 60HZ
BST-48	48.25"W X 30.125"D X 44.75"H	276LBS	1/6 HP	115V - 60HZ
BST-48-18	48.25"W X 34"D X 47.25"H	294LBS	1/6 HP	115V - 60HZ
BST-60	60.25"W X 30"D X 43.875"H	320LBS	1/5 HP	115V - 60HZ
BST-60-24	60.25"W X 34"D X 47.25"H	340LBS	1/5 HP	115V - 60HZ
BST-72	72.75"W X 30"D X 43.75"H	380LBS	1/5 HP	115V - 60HZ
BST-72-30	72.75"W X 34"D X 47.25"H	402LBS	1/5 HP	115V - 60HZ

**-3 YEAR PARTS & LABOR
WARRANTY**
**-5 YEAR COMPRESSOR
WARRANTY**





GLASS MERCHANDISERS



MODEL NUMBER

CAPACITY

W X D

WEIGHT

MODEL NUMBER	CAPACITY	W X D	WEIGHT
AGM-8	7.7 CU. FT.	20.25"W X 22.625"D X 72.5"H	182 LBS
AGM-10	9.43 CU. FT.	24.8"W X 22.7"D X 53.9"H	177 LBS
AGM-12	11.5 CU. FT.	24.75"W X 24.625"D X 63.875"H	212 LBS
AGM-14	19.2 CU. FT.	29.5"W X 27.875"D X 78.875"H	224 LBS
AGM-21-C	12.01 CU. FT.	42"W X 29.8"D X 60.9"H	254 LBS
AGM-26	26.1 CU. FT.	39.375"W X 26.375"D X 78.75"H	360 LBS
AGM-37	37.4 CU. FT.	47.125"W X 32.125"D X 78.875"H	431 LBS
AGM-43	41.7 CU. FT.	54.25"W X 31.375"D X 78.75"H	502 LBS
AGM-53	66.3 CU. FT.	78.75"W X 33.625"D X 79.375"H	829 LBS
AGF-12	10.16 CU. FT.	24.9"W X 23.2"D X 63.2"H	220 LBS
AGF-24	23.3 CU. FT.	29.875"W X 30.125"D X 79.5"H	386 LBS
AGF-43	42.97 CU. FT.	54.3"W X 31.3"D X 78.9"H	520 LBS



REACH IN UNITS



MODEL NUMBER	CAPACITY	W X D	WEIGHT
ARR-23	23 CU. FT.	27.36"W X 32.99"D X 83.75"H	267 LBS
ARR-49	49 CU. FT.	55.11"W X 32.99"D X 83.75"H	410 LBS
ARR-72	72 CU. FT.	77.95"W X 32.99"D X 83.75"H	558 LBS
ARF-23	23 CU. FT.	27.36"W X 32.99"D X 83.75"H	273 LBS
ARF-49	49 CU. FT.	55.11"W X 32.99"D X 83.75"H	428 LBS
ARF-72	72 CU. FT.	77.95"W X 32.99"D X 83.75"H	562 LBS



CHEF BASES & PIZZA PREPS



MODEL NUMBER	CAPACITY	W X D	WEIGHT
ACB-36	5.7 CU. FT.	35.98"W X 31.02"D X 25.51"H	170 LBS
ACB-48	8.6 CU. FT.	48"W X 31.02"D X 25.51"H	207 LBS
ACB-60	9.8 CU. FT.	60"W X 31.02"D X 25.51"H	231 LBS
ACB-72	14.3 CU. FT.	74.09"W X 31.02"D X 25.51"H	276 LBS
APR-44	11.3 CU. FT.	44.41"W X 36.6"D X 42"H	287LBS
APR-67	20.2 CU. FT.	67"W X 36.6"D X 42"H	368LBS
APR-93	30.8 CU. FT.	93.3"W X 36.6"D X 42"H	452LBS



UNDERCOUNTER UNITS



MODEL NUMBER CAPACITY W X D WEIGHT

AUR-27	6.55 CU. FT.	27.51"W X 30"D X 35.83"H	134 LBS
AUR-36	8.92 CU. FT.	36.34"W X 30"D X 35.83"H	170 LBS
AUR-48	12.23 CU. FT.	48.31"W X 30"D X 35.83"H	209 LBS
AUR-60	15.56 CU. FT.	60.35"W X 30"D X 35.83"H	231 LBS
AUR-72	18.75 CU. FT.	72.4"W X 30"D X 35.83"H	267 LBS
AUF-27	6.55 CU. FT.	27.51"W X 30"D X 35.83"H	143 LBS
AUF-48	12.23 CU. FT.	48.31"W X 30"D X 35.83"H	220 LBS
AUF-60	15.56 CU. FT.	60.35"W X 30"D X 35.83"H	254 LBS



SANDWICH PREP UNITS



MODEL NUMBER	W X D	WEIGHT	CAPACITY
AST-27	27.5"W X 30"D X 42.5"H	157LBS	6.55 CU. FT.
AST-27-12	27.5"W X 35.2"D X 44"H	168LBS	6.55 CU. FT.
AST-36	36.33"W X 30"D X 42.5"H	190LBS	8.92 CU. FT.
AST-36-12	36.33"W X 35.2"D X 44"H	203LBS	8.92 CU. FT.
AST-48	48.3"W X 30"D X 42.5"H	234LBS	12.23 CU. FT.
AST-48-18	48.3"W X 35.2"D X 44"H	247LBS	12.23 CU. FT.
AST-60	60.35"W X 30"D X 42.5"H	256LBS	15.56 CU. FT.
AST-60-24	60.35"W X 35.2"D X 44"H	278LBS	15.56 CU. FT.
AST-72	72.4"W X 30"D X 42.5"H	298LBS	18.75 CU. FT.
AST-72-30	72.4"W X 35.2"D X 44"H	324LBS	18.75 CU. FT.



GLASS BACK BARS



MODEL NUMBER	CAPACITY	W X D	WEIGHT
AGBB-23	7.9 CU. FT.	23.43"W X 31.18"D X 39.17"H	132 LBS
AGBB-59	19.4 CU. FT.	59"W X 26.30"D X 37"H	236 LBS
AGBB-69	15.56 CU. FT.	60.35"W X 30"D X 42.5"H	256 LBS
AGBB-79	27.9 CU. FT.	80.79"W X 26.30"D X 37"H	302 LBS
AGBB-90	31.6 CU. FT.	90.35"W X 26.30"D X 37"H	331 LBS
AGBB-95	33.6 CU. FT.	95.28"W X 26.30"D X 37"H	348 LBS



SOLID BACK BARS



MODEL NUMBER CAPACITY W X D WEIGHT

ABBB-23	7.9 CU. FT.	24.43"W X 31.18"D X 39.17"H	132 LBS
ABBB-59	19.4 CU. FT.	59"W X 26.30"D X 37"H	236 LBS
ABBB-69	23.4 CU. FT.	69.9"W X 26.30"D X 37"H	262 LBS
ABBB-79	27.9 CU. FT.	80.79"W X 26.30"D X 37"H	302 LBS
ABBB-90	31.6 CU. FT.	90.35"W X 26.30"D X 37"H	331 LBS
ABBB-95	33.6 CU. FT.	95.28"W X 26.30"D X 37"H	348 LBS



BOTTLE COOLERS



MODEL NUMBER CAPACITY W X D WEIGHT

MODEL NUMBER	CAPACITY	W X D	WEIGHT
ABC-36	CAN: 519 BOTTLE: 229	36.77"W X 28.46"D X 33.43"H	128 LBS
ABC-50	CAN: 857 BOTTLE: 377	50"W X 28.46"D X 33.43"H	196 LBS
ABC-65	CAN: 1191 BOTTLE: 539	64.5"W X 28.46"D X 33.43"H	229 LBS
ABC-80	CAN: 1575 BOTTLE: 715	80.47"W X 28.46"D X 33.43"H	273 LBS
ABC-95	CAN: 1893 BOTTLE: 877	94.96"W X 28.46"D X 33.43"H	302 LBS



BEER DISPENSERS



MODEL NUMBER	COMPRESSOR	W X D	WEIGHT
ABD-24	1/4 HP	23.5" W X 31.18"D X 39.17"H	126 LBS
ABD-59	3/8 HP	59"W X 27"D X 37"H	216 LBS
ABD-69	3/8 HP	69"W X 27"D X 37"H	240 LBS
ABD-79	3/8 HP	79"W X 27"D X 37"H	273 LBS
ABD-90	3/8 HP	90"W X 27"D X 37"H	298 LBS
ABD-95	3/8 HP	95"W X 27"D X 37"H	311 LBS

An aerial photograph of a dense evergreen forest covered in snow. A dark, winding road with white dashed lines curves through the trees. The overall scene is serene and wintry.

SPARTAN

REFRIGERATION

-2 Year Parts & Labor Warranty
-5 Year Compressor Warranty



ICE MACHINES



MODEL NUMBER W X D WEIGHT CAPACITY ELECTRICAL

SUIM-120	19.7"W X 23.2"D X 35.4"H	110LBS	40LB	115V - 60HZ
SUIM-160	26"W X 27"D X 38.1"H	144LBS	80LB	115V - 60HZ
SUIM-210	26"W X 27"D X 38.1"H	146LBS	80LB	115V - 60HZ
SUIM-280	26"W X 27"D X 38.1"H	148LBS	80LB	115V - 60HZ

MODEL NUMBER MACHINE/BIN W X D WEIGHT CAPACITY ELECTRICAL

SMIM-500	MACHINE: 30"W X 24.3"D X 22.4"H	BIN: 30"W X 32.7"D X 45.3"H	OVERALL: 30"W X 32.6"D X 67.6"H	MACHINE: 155LBS	BIN: 111LBS	275LB	115V - 60HZ
SMIM-700	MACHINE: 33"W X 30"D X 24"H	BIN: 33"W X 35"D X 41"H	OVERALL: 30"W X 32.6"D X 67.6"H	MACHINE: 155LBS	BIN: 111LBS	386LB	115V - 60HZ
SMIM-1000	MACHINE: 33"W X 27"D X 32"H	BIN: 33"W X 35"D X 41"H	OVERALL: 30"W X 32.6"D X 74.5"H	MACHINE: 199LBS	BIN: 111LBS	386LB	115V - 60HZ



SUSHI CASES & GLASS SHOWCASES



MODEL NUMBER W X D WEIGHT PANS ELECTRICAL

SSC-46	15.98"H X 46.34"W X 12.52"D	76LBS	4 [1/3 GN]	115V - 60HZ
SSC-53	15.98"H X 55.63"W X 12.52"D	84.87LBS	5 [1/3 GN]	115V - 60HZ
SSC-60	15.98"H X 60.19"W X 12.52"D	91.5LBS	6 [1/3 GN]	115V - 60HZ
SSC-71	15.98"H X 70.86"W X 12.52"D	99LBS	5 [1/2 GN]	115V - 60HZ
ITEM NUMBER	W X D	WEIGHT	CAPACITY	ELECTRICAL
SCC-36	50.5"H X 36.14"W X 30"D	297.6LBS	2 SHELVES/44LBS	110V - 60HZ
SCC-48	50.5"H X 47.95"W X 30"D	341.7LBS	2 SHELVES/44LBS	110V - 60HZ
SCC-60	50.5"H X 59.76"W X 30"D	401LBS	2 SHELVES/55LBS	110V - 60HZ



DELI CASES



MODEL NUMBER W X D WEIGHT COMPRESSOR ELECTRICAL

SD-36	35.43"W X 33.5"D X 47.25"H	528 LBS	SC 12G SECOP	110V - 60HZ
SD-48	47.25"W X 33.5"D X 47.25"H	455 LBS	3/8 HP	110V - 60HZ
SD-60	59"W X 33.5"D X 47.25"H	568 LBS	1/2 HP	110V - 60HZ
SD-72	70.75"W X 33.5"D X 47.25"H	655 LBS	3/4 HP	110V - 60HZ
SD-96	93"W X 33.5"D X 47.25"H	888 LBS	3/4 HP	110V - 60HZ



BOTTLE COOLERS & GLASS FROSTERS



MODEL NUMBER W X D WEIGHTS COMPRESSOR ELECTRICAL

SBC-27	26.5"W X 26.75"D X 34.25"H	160 LBS	1/6 HP	115 V - 60 HZ
SBC-50	49"W X 26.5"D X 34"H	225 LBS	1/6 HP	115 V - 60 HZ
SBC-65	64.5"W X 26.5"D X 34"H	298 LBS	1/6 HP	115 V - 60 HZ
SBC-95	95.25"W X 26.75"D X 34.25"H	430 LBS	1/4 HP	115 V - 60 HZ
SBGF-27	25.5"W X 26.75"D X 34.25"H	160 LBS	1/5 HP	115 V - 60 HZ
SBGF-50	49.5"W X 26.75"D X 34.25"H	230 LBS	1/4 HP	115 V - 60 HZ



BEER DISPENSERS



MODEL NUMBER	W X D	WEIGHT	COMPRESSOR	ELECTRICAL
SBD-1	23.5"W X 30.5"D X 38.75"H	180 LBS	1/6 HP	115 V - 60 HZ
SBD-2	48.875"W X 24.375"D X 35.625"H	276 LBS	1/5 HP	115 V - 60 HZ
SBD-3	72.75"W X 24.375"D X 35.625"H	375 LBS	1/4 HP	115 V - 60 HZ



SOLID & GLASS BACK BAR UNITS



MODEL NUMBER W X D WEIGHT COMPRESSOR ELECTRICAL


SBBB-48 SSBB-48 SGBBB-48 SSGBB-48	48.875"W X 24.375"D X 36.75"H	283LBS	1/5 HP	115 V - 60 HZ
SBBB-60 SSBB-60 SGBBB-60 SSGBB-60	60.75"W X 24.375"D X 36.75"H	320LBS	1/5 HP	115 V - 60 HZ
SBBB-72 SSBB-72 SGBBB-72 SSGBB-72	72.75"W X 24.375"D X 36.75"H	375BS	1/4 HP	115 V - 60 HZ



CHEF BASES



MODEL NUMBER	W X D	WEIGHT	COMPRESSOR	ELECTRICAL
SCB-36	36.5"W X 32.25"D X 25.5"H	225 LBS	1/6 HP	115V - 60HZ
SCB-52	52"W X 32.25"D X 25.5"H	300 LBS	1/6 HP	115V - 60HZ
SCB-72	72.5"W X 32.25"D X 25.5"H	350 LBS	1/5 HP	115V - 60HZ



10° COLDER



BEER VAULT COOLERS



MODEL NUMBER W X D WEIGHT COMPRESSOR ELECTRICAL

MODEL NUMBER	W X D	WEIGHT	COMPRESSOR	ELECTRICAL
VBB 2.6	18.9"W X 22.7"D X 30.9"H	95LBS	1/10 HP	115V – 60HZ
VBB 7.3	35.4"W X 19.7"D X 33.1"H	119LBS	1/10 HP	115V – 60HZ
VR-18	27.6"W X 30.3"D X 78.7"H	301LBS	1/10 HP	115V – 60HZ



**1 YEAR PARTS & LABOR
WARRANTY**



RANGES, SALAMANDER, CONVECTION OVENS



MODEL NUMBER	W X D	WEIGHT	BTU/HR
CBR-4	24"W X 27"D X 54.3"H	357 LBS	151,000 EA
CBR-6	36"W X 27"D X 54.3"H	456 LBS	215,000 EA
CBR-10	60"W X 27"D X 54.3"H	739 LBS	362,000 EA
CBR-60-24G	65"W X 40"D X 48"H	816 LBS	282,000 EA
CBR-60-RG24	65"W X 40"D X 52"H	860 LBS	278,000 EA
CBCO-G	38.15"W X 40.12"D X 57.32"H	606 LBS	54,000 EA
CBCO-G-2	38.15"W X 40.12"D X 72.30"H	606 LBS EACH	54,000 EA
CBSM-36-NG	36"W X 16.5"D X 19"H	140 LBS	36,000 EA



GRIDDLES



MODEL NUMBER	W X D	WEIGHT	BTU/HR OR ELECTRICAL	TYPE
CBMG-16	16"W X 25.2"D X 15.3"H	112 LBS	30,000 EA	MANUAL
CBMG-24	24"W X 25.2"D X 15.3"H	143 LBS	60,000 EA	MANUAL
CBMG-36	36"W X 25.2"D X 15.3"H	210 LBS	90,000 EA	MANUAL
CBMG-48	48"W X 25.2"D X 15.3"H	375 LBS	120,000 EA	MANUAL
CBMG-60	60"W X 25.2"D X 15.3"H	397 LBS	150,000 EA	MANUAL
CBTG-16	16"W X 25.2"D X 15.3"H	112 LBS	30,000 EA	THERMOSTATIC
CBTG-24	24"W X 25.2"D X 15.3"H	143 LBS	60,000 EA	THERMOSTATIC
CBTG-36	36"W X 25.2"D X 15.3"H	210 LBS	90,000 EA	THERMOSTATIC
CBTG-48	48"W X 25.2"D X 15.3"H	375 LBS	120,000 EA	THERMOSTATIC
CBTG-60	60"W X 25.2"D X 15.3"H	397 LBS	150,000 EA	THERMOSTATIC
CBETG-16	16.5"W X 19.75"D X 15"H	112 LBS	120V /60HZ	ELECTRICAL
CBETG-24	24.5"W X 19.75"D X 15"H	143 LBS	208V-240V /60HZ	ELECTRICAL
CBETG-36	36.5"W X 19.75"D X 15"H	210 LBS	208V-240V /60HZ	ELECTRICAL
CBETG-48	48.5"W X 19.75"D X 15"H	375 LBS	208V-240V /60HZ	ELECTRICAL
CBETG-30	30.5"W X 19.75"D X 15"H	165 LBS	208V-240V /60HZ	ELECTRICAL
CBETG-24-110V	24.5"W X 19.75"D X 15"H	143 LBS	110V	ELECTRICAL



BROILERS, STOCK POTS & HOT PLATES



MODEL NUMBER	W X D	WEIGHT	BTU/HR
CBRB-16	16"W X 19.7"D X 15.3"H	126 LBS	30,000 EA
CBRB-24	24"W X 19.7"D X 15.3"H	154 LBS	60,000 EA
CBRB-36	36"W X 19.7"D X 15.3"H	210 LBS	90,000 EA
CBRB-48	48"W X 19.7"D X 15.3"H	298 LBS	120,000 EA
CBRB-60	60"W X 19.7"D X 15.3"H	368 LBS	150,000 EA
CBHP-12-2	12"W X 27.7"D X 11.28"H	95 LBS	50,000 EA
CBHP-24-4	24"W X 27.7"D X 11.28"H	154 LBS	100,000 EA
CBHP-36-6	36"W X 27.7"D X 11.28"H	220 LBS	150,000 EA
CBSP-1	18"W X 24.6"D X 16.7"H	95 LBS	110,000 EA
CBSP-1	18"W X 49.3"D X 16.7"H	275 LBS	220,000 EA



STEAM TABLES



MODEL NUMBER W X D ELECTRICAL CUTTING BOARD

CBEST-2-S	30"W X 30.625"D X 34.375"H	120V/60HZ	8" X 30"
CBEST-3-S	48"W X 30.625"D X 34.375"H	120V/60HZ	8" X 48"
CBEST-4-S	60"W X 30.625"D X 34.375"H	120V/60HZ	8" X 60"
CBEST-5-S	72"W X 30.625"D X 34.375"H	120V/60HZ	8" X 72"

An outdoor patio area featuring several square tables and chairs, all in a silver metal finish. Large blue umbrellas are positioned over the tables. The patio is paved with light-colored stone tiles. In the background, there is a green lawn, trees, and a blue sky with white clouds. The text "JMC FURNITURE" is overlaid in the center of the image.

JMC FURNITURE

TABLE TOPS



**OUTDOOR
TOPALIT
TABLE TOPS**



ROUND



SQUARE



RECTANGULAR

AVAILABLE IN THE FOLLOWING DIMENSIONS

		
24" x 24" / 13LBS 28" x 28" / 18LBS 32" x 32" / 22LBS 36" x 36" / 30LBS ALL TABLES 1 3/8" THICK	24" / 9LBS 28" / 13LBS 36" / 22LBS 42" / 27LBS 24, 28 & 36" TABLES 1" THICK	24" x 30" / 20LBS 28" x 44" / 28LBS 32" x 48" / 33LBS ALL TABLES 1 3/8" THICK
 STANDARD EDGE	 STANDARD EDGE	 STANDARD EDGE
	42" TABLES 1 1/4" THICK  BEVELED EDGE	

COLOR OPTIONS



ATACAMA CHERRY



BRUSHED SILVER



CONCRETE



WHITE



URBAN SPRUCE



TRAVERTINE



WASHINGTON PINE



TEAK

SOLID WOOD



SOLID WOOD TABLE TOPS



RECTANGLE


AVAILABLE IN THE FOLLOWING DIMENSIONS



24" x 24" / 22LBS
NEW 30" x 30" / 31LBS
36" x 36" / 46LBS
ALL TABLES 1 1/4" THICK



24" / 18LBS
NEW 30" / 25LBS
36" / 45LBS
48" / 68LBS
ALL TABLES 1 1/4" THICK



24" x 30" / 27LBS
NEW 30" x 42" / 40LBS
30" x 48" / 53LBS
NEW 30" x 60" / 58LBS
30" x 72" / 76LBS
ALL TABLES 1 1/4" THICK



SQUARE

RECESSED REINFORCEMENT ON UNDERSIDE OF TABLE FOR EXTRA DURABILITY



ROUND

COLOR OPTIONS

NATURAL



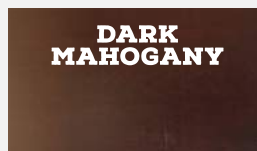
CHERRY



WALNUT



DARK MAHOGANY



DARK WALNUT





INDOOR & OUTDOOR FOLDING BASES



**MALTA-3-FOLD
ALUMINUM**
24" ROUND, 24"X24"



**MALTA-4-FOLD
ALUMINUM**
28" ROUND, 32" ROUND
28"X28", 32"X32"



**MALTA-REC-FOLD
ALUMINUM**
28" ROUND, 32" ROUND
28"X28", 32"X32"



**TOGA-3-FOLD
ALUMINUM**
24" ROUND, 24"X24"



**TOGA-4-FOLD
ALUMINUM**
28" ROUND, 32" ROUND
28"X28", 32"X32"



**TOGA-REC-FOLD
ALUMINUM**
44"X28", 48"X32"



**COMPACT
ALUMINUM**
28" ROUND, 32" ROUND
28"X28", 32"X32"



**XCOMPACT
ALUMINUM**
28" ROUND, 32" ROUND
28"X28", 32"X32"

OUTDOOR TABLE BASES



JULY 3RD
MATERIAL: ALUMINUM
HEIGHT: 27"
SPIDER LENGTH: 17"
BASE SPREAD: 19"
WEIGHT: 12LBS



JULY 4TH
MATERIAL: ALUMINUM
HEIGHT: 27"
SPIDER LENGTH: 17"
BASE SPREAD: 24.5"
WEIGHT: 14LBS



TT 102 CA
MATERIAL: CAST ALUMINUM
HEIGHT: 28.5"
SPIDER LENGTH: 15"
BASE SPREAD: 20.5"
WEIGHT: 12LBS



TT 106 CA
MATERIAL: CAST ALUMINUM
HEIGHT: 28.5"
SPIDER LENGTH: 17"
BASE SPREAD: 24"
WEIGHT: 16LBS



TT 106 PUB CA
MATERIAL: CAST ALUMINUM
HEIGHT: 41.125"
SPIDER LENGTH: 18"
BASE SPREAD: 23.5"
WEIGHT: 20LBS



TT 106 EXT CA
UMBRELLA BASE
MATERIAL: CAST ALUMINUM
HEIGHT: 28.5"
SPIDER LENGTH: 27"
BASE SPREAD: 34"
WEIGHT: 25LBS



TT 105 CA
MATERIAL: CAST ALUMINUM
HEIGHT: 27"
SPIDER LENGTH: 36.25"
BASE SPREAD: 23.5" X 36.5"
WEIGHT: 18LBS

DECORATIVE INDOOR TABLE BASES



TT 102
MATERIAL: CAST IRON
HEIGHT: 28.5"
SPIDER LENGTH: 15"
BASE SPREAD: 20.5"
WEIGHT: 35LBS



TT 104
MATERIAL: CAST IRON
HEIGHT: 28"
SPIDER LENGTH: 16"
BASE SPREAD: 24"
WEIGHT: 31LBS



DOLPHIN
MATERIAL: CAST IRON
HEIGHT: 28"
SPIDER LENGTH: 16"
BASE SPREAD: 16"
WEIGHT: 54LBS



TT 106
MATERIAL: CAST IRON
HEIGHT: 28.5"
SPIDER LENGTH: 18"
BASE SPREAD: 23.5"
WEIGHT: 53LBS



TT 108
MATERIAL: CAST IRON
HEIGHT: 28"
SPIDER LENGTH: 18"
BASE SPREAD: 24"
WEIGHT: 39LBS



HA1
MATERIAL: CAST IRON
HEIGHT: 28.25"
SPIDER LENGTH: 18"
BASE SPREAD: 18"
WEIGHT: 62LBS



TT 106 PUB
MATERIAL: CAST IRON
HEIGHT: 42.5"
SPIDER LENGTH: 18"
BASE SPREAD: 23.5"
WEIGHT: 62LBS



TT 109
MATERIAL: CAST IRON
HEIGHT: 28"
SPIDER LENGTH: 16"
BASE SPREAD: 24"
WEIGHT: 43LBS



TB 108
MATERIAL: CAST IRON
HEIGHT: 28.25"
SPIDER LENGTH: 18"
BASE SPREAD: 18"
WEIGHT: 42LBS



TT 105
MATERIAL: CAST IRON
HEIGHT: 28.5"
SPIDER LENGTH: 34.25"
BASE SPREAD: 21" X 33"
WEIGHT: 58LBS



TT 107
MATERIAL: CAST IRON
HEIGHT: 28"
SPIDER LENGTH: 16"
BASE SPREAD: 24"
WEIGHT: 39LBS

TT 103 PUB
MATERIAL: CAST IRON
HEIGHT: 42.5"
SPIDER LENGTH: 17"
BASE SPREAD: 24"
WEIGHT: 47LBS



SK SERIES
MATERIAL: CAST IRON
STANDARD HEIGHT: 28.25"
PUB HEIGHT AVAILABLE
SK1
SPIDER LENGTH: 10"
BASE SPREAD: 17"
WEIGHT: 25LBS
SK2
SPIDER LENGTH: 18"
BASE SPREAD: 22"
WEIGHT: 46LBS
SK3
SPIDER LENGTH: 18"
BASE SPREAD: 28"
WEIGHT: 65LBS



STANDARD INDOOR TABLE BASES



ECONOMY 5" X 22"
MATERIAL: CAST IRON
HEIGHT: 28"
SPIDER LENGTH: 13"
BASE SPREAD: 5" X 22"
WEIGHT: 12.5LBS
BAR HEIGHT AVAILABLE
EACH SOLD SEPARATELY



ECONOMY 22" X 22"
MATERIAL: CAST IRON
HEIGHT: 28"
SPIDER LENGTH: 13"
BASE SPREAD: 22" X 22"
WEIGHT: 15LBS
BAR HEIGHT AVAILABLE



ECONOMY 24" X 30"
MATERIAL: CAST IRON
HEIGHT: 28"
SPIDER LENGTH: 13"
BASE SPREAD: 24" X 30"
WEIGHT: 17LBS
BAR HEIGHT AVAILABLE



ECONOMY 30" X 30"
MATERIAL: CAST IRON
HEIGHT: 28"
SPIDER LENGTH: 15"
BASE SPREAD: 30" X 30"
WEIGHT: 23LBS
BAR HEIGHT AVAILABLE



ECONOMY 33" X 33"
MATERIAL: CAST IRON
HEIGHT: 28"
SPIDER LENGTH: 15"
BASE SPREAD: 33" X 33"
WEIGHT: 26LBS
BAR HEIGHT AVAILABLE



ECONOMY 18" ROUND
MATERIAL: CAST IRON
HEIGHT: 28"
SPIDER LENGTH: 13"
BASE SPREAD: 18"
WEIGHT: 19LBS
BAR HEIGHT AVAILABLE



ECONOMY 24" ROUND
MATERIAL: CAST IRON
HEIGHT: 28"
SPIDER LENGTH: 13"
BASE SPREAD: 24"
WEIGHT: 31LBS
BAR HEIGHT AVAILABLE



ECONOMY 30" ROUND
MATERIAL: CAST IRON
HEIGHT: 28"
SPIDER LENGTH: 15"
BASE SPREAD: 30"
WEIGHT: 39LBS
BAR HEIGHT AVAILABLE



ELCANO SERIES



ZARCO SERIES



CIRCLE SERIES



EAGLE SERIES



JONES RIVER SERIES



LIBERTY SERIES



WHITE HORSE SERIES



WOOD BACK CHAIRS & BARSTOOLS

CHAIR WITH CLEAR COAT FRAME
CHAIR WITH BLACK FRAME

BARSTOOL WITH CLEAR COAT FRAME
BARSTOOL WITH BLACK FRAME

UPCHARGE FOR WOOD SEAT

COBRA SERIES



CHAIR WITH BLACK FRAME
BARSTOOL WITH BLACK FRAME
UPCHARGE FOR WOOD SEAT

BOGGS SERIES



BARSTOOL CLEAR COAT FRAME W/ SWIVEL
BARSTOOL BLACK FRAME W/ SWIVEL
UPCHARGE FOR WOOD SEAT

HUDSON SERIES



CHAIR WITH CLEAR COAT FRAME
BARSTOOL WITH CLEAR COAT FRAME & BACK
BACKLESS BARSTOOL WITH CLEAR COAT FRAME



MAGELLAN CHAIR
WEIGHT: 13 LBS
COLOR: ESPRESSO



MAGELLAN ARM CHAIR
WEIGHT: 13 LBS
COLOR: ESPRESSO



LEON ARM CHAIR
WEIGHT: 12 LBS
COLOR: ESPRESSO



ALVARADO
WEIGHT: 12 LBS
COLOR: ESPRESSO



DOUBLE COUCH
WEIGHT: 25 LBS
COLOR: ESPRESSO



BALBOA ARM CHAIR
WEIGHT: 11 LBS
COLOR: CHOCOLATE OR IVORY



BALBOA CHAIR
WEIGHT: 10 LBS
COLOR: CHOCOLATE OR IVORY



GAMA BARSTOOL
WEIGHT: 11 LBS
COLOR: CHOCOLATE, IVORY
OR ESPRESSO



GAMA BACKLESS BARSTOOL
WEIGHT: 8 LBS
COLOR: CHOCOLATE OR IVORY



SINGLE COUCH
WEIGHT: 18 LBS
COLOR: ESPRESSO



MALLORY CHAIR
WEIGHT: 10 LBS
COLOR: BLACK OR TAN



MALLORY BARSTOOL
WEIGHT: 11 LBS
COLOR: BLACK OR TAN



PINZON CHAIR
WEIGHT: 8 LBS
COLOR: BLACK OR TAN



PINZON BARSTOOL
WEIGHT: 10 LBS
COLOR: BLACK OR TAN



COFFEE TABLE
WEIGHT: 38 LBS
COLOR: ESPRESSO



JMC-OSPH-SS
UPRIGHT PATIO HEATER
PROPANE HEATER
46,000 BTU
AUTOMATIC SHUTDOWN WHEN
TIPPED TO 45°



JMC-OEH-1500
WALL-MOUNTED PATIO HEATER
ELECTRIC HEATER
5,118 BTU
WATERPROOF



JMC-STANCHION
72" RETRACTABLE BELT BARRIER

An aerial photograph of a city, likely New York City, showing a grid of streets and buildings. The image is heavily stylized with a teal color overlay and a grainy, pixelated texture. The text 'JMC JANITORIAL PRODUCTS' is centered in the middle of the image.

***JMC
JANITORIAL
PRODUCTS***



NITRILE GLOVES



HOSGLN103FS
Nitrile
Glove-Powder-Free,
100/bx , 10
Box/CS,
Small 3 Mil



HOSGLN103FM
Nitrile
Glove-Powder-Free,
100/bx , 10
Box/CS, Medium
3 Mil



HOSGLN103FL
Nitrile
Glove-Powder-Free,
100/bx , 10
Box/CS,
Large 3 Mil



HOSGLN103FX
Nitrile
Glove-Powder-Free,
100/bx , 10
Box/CS, Extra
Large 3 Mil

VINYL GLOVES



HOSGLV103FS
Vinyl
Glove-Powder Free,
100/bx, 10 Box/CS,
Small 3 Mil



HOSGLV103FM
Vinyl
Glove-Powder Free,
100/bx, 10 Box/CS,
Medium 3 Mil



HOSGLV103FL
Vinyl
Glove-Powder Free,
100/bx, 10 Box/CS,
Large 3 Mil



HOSGLV103FX
Vinyl
Glove-Powder Free,
100/bx, 10 Box/CS,
Extra Large 3 Mil

TOILET ACCESSORIES



HOSHG12
1/2 Fold Plastic
Toilet Seat
Cover Dispenser
16" x 3-1/4"
x 11-1/2"



HOSHG2500
Toilet Seat Cover
Half-Fold 2,500
Sheets Per Case



HOS03901
Premium
Cherry Vinyl
Urinal Screen
12/CS



AIR WORKS



HOS07918
FRESH LINEN
METERED
AEROSOL CAN
12/CS



HOSAWMADL
AIR WORKS
METERED
AIR DISPENSER
WITH LOCK

NILODEW, OVEN & GRILL, STAINLESS STEEL CLEANER



HOS8ND
NILODEW DUMPSTER
DEODORIZER W/CITRONELLA,
ORIGINAL, 8 LB, 2/CS



HOS1280GC
OVEN & GRILL CLEANER,
GALLON, 4/CS



HOS128FD
BIO-ENZYMATIC MULTI-SURFACE
DEGREASER, 1 GALLON,
ORANGE FRAGRANCE
4/CS



HOS32SSC
STRUCTURED BY
NATURE STAINLESS
STEEL CLEANER &
POLISH, QUART

MICROFIBER/LINEN TOWELS



HOS2512B500
MICROWORKS
STANDARD MICROFIBER
TOWELS, 12X12,
500/CS



HOSNF110QCB
CHOICE COUNTER TOWEL,
BLUE OR WHITE, 12X21,
QF 200/DUAL DISPOSABLE
CASE



HOSNLRENW
LINEN REPLACEMENT
NAPKIN, 16X16,
FB, 1,000/CS

HUSKEE BARRELS/BUCKETS



**CCP1001GY
HUSKEE RND RECEPTACLE
10GAL GRAY**

**CCP3200GY
HUSKEE RND RECEPTACLE
32GAL GRAY**

**CCP2000GY
HUSKEE RND RECEPTACLE
20GAL GRAY**

**CCP4444GY
HUSKEE RND RECEPTACLE
44GAL GRAY**

**CCP5500GY
HUSKEE RND RECEPTACLE
55GAL GREY**



**CCP4445GY
RND FLAT RECEPTACLE LID
44 GAL GRAY**

**CCP32001
HUSKEE RND RECEPTACLE
32 GAL GRAY**



**CCP8114WH
HUSKEE BUCKET 14QT
WHITE**



**CCP3201GY
RND RECYCLABLE
RECEPTACLE LID
W/HOLE WHITE**

**CCP8114GY
HUSKEE BUCKET 14QT
GRAY**





WALL HUGGERS/SWINGLINE



**CCP8322BK
WALL HUGGER
RECEPTACLE 23GAL
BLACK**



**CCP8322GY
WALL HUGGER
RECEPTACLE
23GAL GRAY**



**CCP7325BE
WALL HUGGER
DROP SHOT LID
BLACK**



**CCP25GY
SWINGLINE WASTE BASKET
25GAL GRAY**



**CCP7325GY
WALL HUGGER
DROP SHOT LID
GRAY**



**CCP8322BN
WALL HUGGER
RECEPTACLE 23GAL
BROWN**

**CCP83221
WALL HUGGER
RECEPTACLE 23GAL
BLUE RECYCLABLE**



PLASTIC WASTEBASKETS



CCP2818BK
PLASTIC RECTANGLE WASTEBASKET
28 GAL
1/8QT BLACK



CCP2818GY
PLASTIC RECTANGLE WASTEBASKET
28 GAL
1/8QT GRAY



CCP2818BN
PLASTIC RECTANGLE WASTEBASKET
28 GAL
1/8QT BROWN



CCP4114BK
PLASTIC RECTANGLE WASTEBASKET
41 GAL
1/4QT BLACK

JANITORIAL ACCESSORIES



**CCP32558
DOLLY FOR ROUND
HUSKEE CONTAINER**



**CCP8320
WALL HUGGER SGL
DOLLY BLACK**



**CCP9321
MOBILE INGREDIENT BIN
21GAL WHITE**



**CCP5839BK
5/8CY
TILT TRUCK/CVR
300LB CAP BLACK**



**CCP3175
CADDY FOR HUSKEE
32&44GAL**

**CCP335312YM
35QT
SIDE PRESS MOP
COMBO BUCKET**





Electronic Hands-Free Towel Dispensers



**Stainless Finish
RES575301**



**Black Finish
RES575401**



**Smoke Finish
RES575411**



**White Finish
RES575501**

Mechanical Hands-Free Towel Dispensers



**Stainless Finish
RES575302**



**Black Finish
RES575402**



**Smoke Finish
RES575412**



**White Finish
RES575502**

PAPER TOWELS



**Hardwound Towel
1 PLY 6 ROLLS/CT
800FT/RL
RES325822**



**Hardwound Towel
Kraft
1-Ply, 800'
RES225810**



**Hardwound Towel
White
1-Ply, 800'
RES225815**



Mini-Jumbo Twin Dispensers



STAINLESS FINISH
RES572303



BLACK FINISH
RES572403



SMOKE FINISH
RES572413



WHITE FINISH
RES572503

Quad Hi-Capacity Small Core Dispensers



STAINLESS FINISH
RES571304



BLACK FINISH
RES571404



SMOKE FINISH
RES571414



WHITE FINISH
RES571504

Twin Hi-Capacity Small Core Dispensers



STAINLESS FINISH
RES571305



BLACK FINISH
RES571405



SMOKE FINISH
RES571415



WHITE FINISH
RES571505

Tissue Rolls



HI-CAPACITY SMALL CORE ROLLS
WHITE
1000 SHEETS, 3.9" X 4.0
RES321122



MINI-JUMBO TISSUE ROLLS
WHITE
2-PLY, 775'
RES322776



SINGLE ROLL BATH/FACIAL TISSUE



Single Roll Bath Tissue
80/465CT 4.0" x 3.5"
RES321374B



Facial Tissue
2 PLY 36/85/3060
RES324336

Facial Tissue
30/100/3000
RES324330



JUMBO ROLL TISSUE

Jumbo Roll Tissue
2 PLY 12/CS 1000'
RES322912



Jumbo Roll Tissue
2 PLY 18/CS
RES322222



CENTER PULL TOWELS



Center Pull
2PLY, 6 ROLLS/CT 600 SHEETS/RL
7.6" x 9"
RES327600



Center Pull
1PLY, 6 ROLLS/CT 860 SHEETS/RL
7.6" x 14"
RES327860



SINGLE ROLL BATH TISSUE



SINGLE ROLL BATH TISSUE
1PLY 96/1000CT
4.0" X 3.1"
RES115

SINGLE ROLL BATH TISSUE
2P 96/500CT
4.4" X 3.5"
RES235

SINGLE ROLL BATH TISSUE
2 PLY 96/400CT
4.0" X 3.1"
RES248

SINGLE ROLL BATH TISSUE
2 PLY 96/500CT
4.4" X 3.1"
RES275

SINGLE ROLL BATH TISSUE
2 PLY 96/500CT
4.0" X 3.1"
RES276

SINGLE ROLL BATH TISSUE
2 PLY 96/500CT
4.0" X 3.8"
RES221205

HARDWOUND/KITCHEN TOWELS



HARDWOUND TOWEL
1PLY 6/CS 800FT
7.75" X 800"
RES8000



HARDWOUND TOWEL
1PLY 6/CS 800FT
7.75" X 800"
RES8007



HARDWOUND TOWEL
1PLY 12/CS 300FT
7.75" X 300"
RES3550



KITCHEN ROLL TOWEL
2PLY 12 ROLLS/CS,
11" X 8"
RES223210



KITCHEN ROLL TOWEL
2 PLY 30/85CT
11" X 8"
RES585

JUMBO ROLL TISSUE

JUMBO ROLL TISSUE
2 PLY 12/1000FT
RES700



JUMBO ROLL TISSUE
2 PLY 12/560FT
RES800





HER101001
HERWESAN ALL-IN-ONE
100ML/3.38 FL OZ TUBE
20 TUBES/CS



HER101210
HERWEFOAM ALL-IN-ONE
1000ML/33.81 FL OZ
DISPENSER BOTTLE, 4/CS



HER101400
HERWESAN PRO
100ML/3.38 FL OZ TUBE
20 TUBES/CS



HER101410
HERWESAN PRO, 1000ML/33.8
FL OZ DISPENSER BOTTLE,
4/CS

HAND SANITIZING

HER11050
HERWE DERMASEPT GEL
1000ML/33.81 FL OZ, 1 LITER
4 BOTTLES/CS



HER11052
HERCULAN HEAVY-DUTY
ANTIBAC WIPES
75 WIPES/BAG, 8 BAGS/CS
3 CASES/MASTER CASE

SKIN CARE



HER121001
HERWE CURA, UNSCENTED
100ML/3.38 FL OZ TUBE
20 TUBES/CASE



HER121010
HERWE CURA, UNSCENTED
1000ML/33.8 FL OZ
DISPENSER BOTTLE
4 BOTTLES/CS



HER121310
HERWEFOAM CURA
1000ML/33.8 FL OZ
DISPENSER BOTTLE
4 BOTTLES/CS



HER11510
HERWEFOAM FRESH, UNSCENTED,
1000ML/33.8 FL OZ
DISPENSER BOTTLE 4/CS



HER11511
HERWEFOAM FRESH, UNSCENTED,
2000ML/67.63 FL OZ
DISPENSER BOTTLE, 4/CS



HER115210
HERWEFOAM PLUS, ANTIBACTERIAL,
1000ML/33.8 FL OZ
DISPENSER BOTTLE, 4/CS



HER115211
HERWEFOAM PLUS, ANTIBACTERIAL
2000ML/67.63 FL OZ
DISPENSER BOTTLE 4/CS



HER11211
HERWE FRESH
2000ML/67.63 FL OZ
DISPENSER BOTTLE 4/CS



HER112411
HERCULAN FORTE NATUR
2000ML/67.63 FL OZ
DISPENSER BOTTLE 4/CS



HER115111
HERCULAN CHERRY PLUS ANTIBACTERIAL
2000ML/67.63 FL OZ DISPENSER BOTTLE,
4/CS



HER112732
VERTULIN NATUR
250ML/8.45 FL OZ BOTTLE
25 BOTTLES/CS



HER112711
VERTULIN NATUR
2000ML/67.63 FL OZ BOTTLE
4 BOTTLES/CS

DISPENSERS



HER150010
HERWE VIVA MANUAL DISPENSER
1 LITER WHITE, 14/CS



HER150020
HERWE VIVA MANUAL DISPENSER
1 LITER BLACK, 1/CS



HER150040
HERWE VIVA MANUAL DISPENSER
2 LITER WHITE, 14/CS



HER150050
HERWE VIVA MANUAL DISPENSER
2 LITER BLACK, 1/CS



HER150070
HERWE TOUCH FREE DISPENSER
1 LITER WHITE
1 DISPENSER/CASE



HER150070
HERWE TOUCH FREE DISPENSER
1 LITER BLACK
1 DISPENSER/CASE



ACCESSORIES



HER70420
HERWE VIVA FLOOR STAND, METAL,
GREY, 5'11" HEIGHT , WHITE DISP,
2/CS



HER70430
HERWE VIVA FLOOR STAND, METAL,
WHITE, 4' HEIGHT, WHITE DISP, 1/CS



HER11053
WALL MOUNT FOR HERCULAN
BLACK, METAL, 1/CS WIPES

WWW.JMCFOODEQUIPMENT.COM

Call Us At 855-525-5505

Email Us At Info@jmcfoodequipment.com